

CELANEX® 2016 | PBT | Unfilled

Description

Celanex 2016 is a non-exuding flame retarded (UL and CSA approved V-0 at 1/32 inch and 5V at 1/8 inch), unreinforced polybutylene terephthalate which has an excellent balance of mechanical properties and processability. It is well suited for electrical connector applications where UL approved 50% regrind use capability makes maximum use of purchased product.

Physical properties	Value	Unit	Test Standard
Density	1440	kg/m ³	ISO 1183
Melt volume rate (MVR)	18	cm ³ /10min	ISO 1133
MVR test temperature	250	°C	ISO 1133
MVR test load	2.16	kg	ISO 1133
Mold shrinkage - parallel	1.2 - 1.6	%	ISO 294-4
Mold shrinkage - normal	1.2-1.6	%	ISO 294-4
Humidity absorption (23°C/50%RH)	0.17	%	ISO 62

Mechanical properties	Value	Unit	Test Standard
Tensile modulus (1mm/min)	3000	MPa	ISO 527-2/1A
Tensile stress at yield (50mm/min)	60	MPa	ISO 527-2/1A
Tensile strain at yield (50mm/min)	3	%	ISO 527-2/1A
Nominal strain at break (50mm/min)	10	%	ISO 527-2/1A
Flexural modulus (23°C)	3100	MPa	ISO 178
Flexural strength (23°C)	95	MPa	ISO 178
Charpy impact strength @ 23°C	55	kJ/m ²	ISO 179/1eU
Charpy impact strength @ -30°C	55	kJ/m ²	ISO 179/1eU
Charpy notched impact strength @ 23°C	4.0	kJ/m ²	ISO 179/1eA
Charpy notched impact strength @ -30°C	4.5	kJ/m ²	ISO 179/1eA
Notched impact strength (Izod) @ 23°C	4.5	kJ/m ²	ISO 180/1A
Rockwell hardness	79	M-Scale	ISO 2039-2

Thermal properties	Value	Unit	Test Standard
Melting temperature (10°C/min)	225	°C	ISO 11357-1,-2,-3
Glass transition temperature (10°C/min)	60	°C	ISO 11357-1,-2,-3
DTUL @ 1.8 MPa	68	°C	ISO 75-1/-2
DTUL @ 0.45 MPa	165	°C	ISO 75-1/-2
Vicat softening temperature B50 (50°C/h 50N)	190	°C	ISO 306
Coeff.of linear therm. expansion (parallel)	0.63	E-4/°C	ISO 11359-2
Coeff.of linear therm. expansion (normal)	0.77	E-4/°C	ISO 11359-2
Limiting oxygen index (LOI)	30	%	ISO 4589
Flammability at thickness h	V-0	class	UL94
thickness tested (h)	0.75	mm	UL94
Flammability 5V at thickness h	5VA	class	UL94
thickness tested (5V)	3	mm	UL94

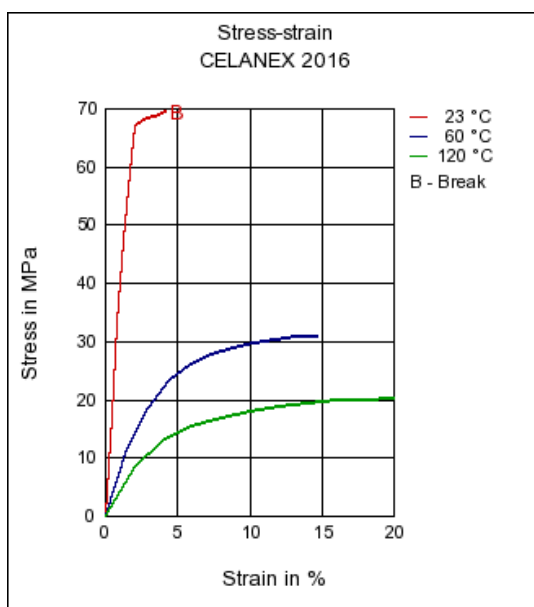
Electrical properties	Value	Unit	Test Standard
Relative permittivity - 100 Hz	3.6	-	IEC 60250
Relative permittivity - 1 MHz	3.5	-	IEC 60250
Dissipation factor - 100 Hz	47	E-4	IEC 60250
Dissipation factor - 1 MHz	185	E-4	IEC 60250
Volume resistivity	1E13	Ohm*m	IEC 60093
Surface resistivity	1E15	Ohm	IEC 60093

CELANEX® 2016 | PBT | Unfilled

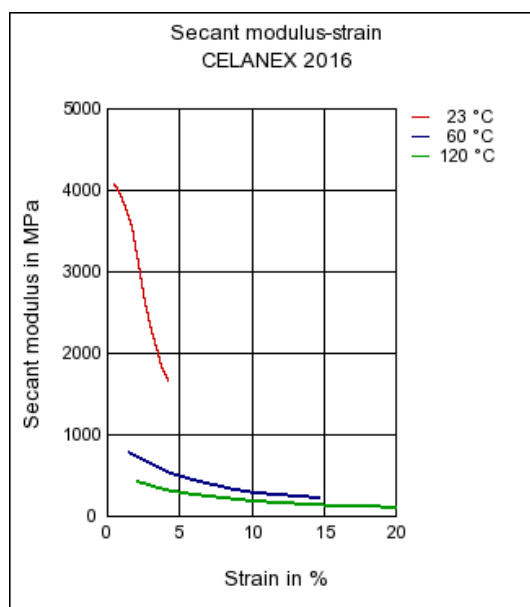
Electrical properties	Value	Unit	Test Standard
Electric strength	25	kV/mm	IEC 60243-1
Comparative tracking index CTI	250	-	IEC 60112

Test specimen production	Value	Unit	Test Standard
Processing conditions acc. ISO	7792-2	-	Internal
Injection molding melt temperature	243	°C	ISO 294
Injection molding mold temperature	82	°C	ISO 294
Injection molding flow front velocity	300	mm/s	ISO 294
Injection molding hold pressure	48	MPa	ISO 294

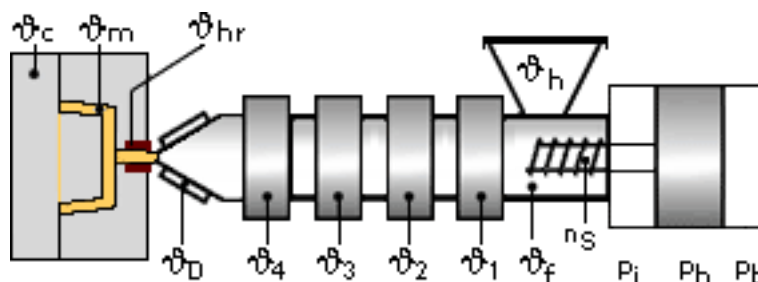
Stress-strain



Secant modulus-strain



Typical injection moulding processing conditions



CELANEX® 2016 | PBT | Unfilled

Pre Drying:

Necessary low maximum residual moisture content: 0.02%

To avoid hydrolytic degradation during processing, CELANEX resins have to be dried to a moisture level equal to or less than 0.02%. Drying should be done in a dehumidifying hopper dryer capable of dewpoints <-40°F (-40°C) at 250°F (121°C) for 4 hours.

For subsequent storage of the material in the dryer until processed (<= 60 h) it is necessary to lower the temperature to 100°C.

Drying time: 4 h

Drying temperature: 120 - 130 °C

Temperature:

	Manifold	Mold	Melt	Nozzle	Zone4	Zone3	Zone2	Zone1	Feed	Hopper
min (°C)	250	65	235	250	240	235	235	230	230	20
max (°C)	260	93	255	255	255	250	250	240	240	50

Speed:

Injection speed: medium-fast

Injection Molding

Rear Temperature	450-470 (230-240)	deg F (deg C)
Center Temperature	460-480 (235-250)	deg F (deg C)
Front Temperature	470-490 (240-255)	deg F (deg C)
Nozzle Temperature	480-490 (250-255)	deg F (deg C)
Melt Temperature	460-490 (235-255)	deg F (deg C)
Mold Temperature	150-200 (65-93)	deg F (deg C)
Back Pressure	0-50	psi
Screw Speed	Medium	
Injection Speed	Fast	

Injection speed, injection pressure and holding pressure have to be optimized to the individual article geometry. To avoid material degradation during processing low back pressure and minimum screw speed have to be used. Overheating of the material has to be avoided, in particular for flame retardant grades. Up to 50% clean and dry regrind may be used for the 16 series flame retardant grades.

Contact Information

Americas

Ticona North American Headquarters
Product Information Service
8040 Dixie Highway
Florence, KY 41042
USA
Tel.: +1-800-833-4882
Tel.: +1-859-372-3244
email: prodinfo@ticona.com
Ticona on the web: www.ticona.com

Customer Service
Tel.: +1-800-526-4960

Europe

Ticona GmbH
Information Service
Tel.: +49 (0) 180-5842662 (Germany)
+49 (0) 69-30516299 (Europe)
Fax: +49 (0) 180-2021202 (Germany & Europe)
email: infoservice@ticona.de
Internet: www.ticona.com

CELANEX® 2016 | PBT | Unfilled

Tel.: +1-859-372-3214

Fax: +1-859-372-3125

General Disclaimer

NOTICE TO USERS: Values shown are based on testing of laboratory test specimens and represent data that fall within the standard range of properties for natural material. These values alone do not represent a sufficient basis for any part design and are not intended for use in establishing maximum, minimum, or ranges of values for specification purposes. Colorants or other additives may cause significant variations in data values.

Properties of molded parts can be influenced by a wide variety of factors including, but not limited to, material selection, additives, part design, processing conditions and environmental exposure. Any determination of the suitability of a particular material and part design for any use contemplated by the users and the manner of such use is the sole responsibility of the users, who must assure themselves that the material as subsequently processed meets the needs of their particular product or use.

To the best of our knowledge, the information contained in this publication is accurate; however, we do not assume any liability whatsoever for the accuracy and completeness of such information. The information contained in this publication should not be construed as a promise or guarantee of specific properties of our products. It is the sole responsibility of the users to investigate whether any existing patents are infringed by the use of the materials mentioned in this publication.

Moreover, there is a need to reduce human exposure to many materials to the lowest practical limits in view of possible adverse effects. To the extent that any hazards may have been mentioned in this publication, we neither suggest nor guarantee that such hazards are the only ones that exist. We recommend that persons intending to rely on any recommendation or to use any equipment, processing technique or material mentioned in this publication should satisfy themselves that they can meet all applicable safety and health standards.

We strongly recommend that users seek and adhere to the manufacturer's current instructions for handling each material they use, and entrust the handling of such material to adequately trained personnel only. Please call the telephone numbers listed (+49 (0) 69 30516299 for Europe and +1 859-372-3244 for the Americas) for additional technical information. Call Customer Services for the appropriate Materials Safety Data Sheets (MSDS) before attempting to process our products.

The products mentioned herein are not intended for use in medical or dental implants.

© Copyright 2007, Ticona, all rights reserved. (Pub. 26-September-2013)