

HOSTAFORM® C 13031 | POM | Unfilled

Description

Chemical abbreviation according to ISO 1043-1: POM
Molding compound ISO 9988- POM-K, M-GNR, 04-002

POM copolymer

Easy flowing Injection molding type like C 13021, but with higher strength, rigidity and hardness over the entire permissible temperature range for HOSTAFORM; good chemical resistance to solvents, fuel and strong alkalis as well as good hydrolysis resistance; high resistance to thermal and oxidative degradation.

Fulfills EG-directive 2002/72/EU as well as the recommendation XXXIII for consumer goods of the BgVV,
FDA compliant according to 21 CFR 177.2470

UL-registration for all colours and a thickness more than 1.5 mm as UL 94 HB; burning rate ISO 3795 and FMVSS 302 < 75 mm/min for a thickness more than 1 mm.

Ranges of applications: For molded parts with higher requirements to strength, rigidity und hardness, ranges of applications with fuel contact.

FDA = Food and Drug Administration (USA)

BgVV = Bundesinstitut für gesundheitlichen Verbraucherschutz und Veterinärmedizin

UL = Underwriters Laboratories (USA)

FMVSS = Federal Motor Vehicle Safety Standard (USA)

Physical properties	Value	Unit	Test Standard
Density	1410	kg/m ³	ISO 1183
Melt volume rate (MVR)	12	cm ³ /10min	ISO 1133
MVR test temperature	190	°C	ISO 1133
MVR test load	2.16	kg	ISO 1133
Mold shrinkage - parallel	2	%	ISO 294-4
Mold shrinkage - normal	1.8	%	ISO 294-4
Water absorption (23°C-sat)	0.65	%	ISO 62

Mechanical properties	Value	Unit	Test Standard
Tensile modulus (1mm/min)	3050	MPa	ISO 527-2/1A
Tensile stress at yield (50mm/min)	68	MPa	ISO 527-2/1A
Tensile strain at yield (50mm/min)	8	%	ISO 527-2/1A
Nominal strain at break (50mm/min)	20	%	ISO 527-2/1A
Tensile creep modulus (1h)	2750	MPa	ISO 899-1
Tensile creep modulus (1000h)	1450	MPa	ISO 899-1
Flexural modulus (23°C)	3000	MPa	ISO 178
Charpy impact strength @ 23°C	120	kJ/m ²	ISO 179/1eU
Charpy impact strength @ -30°C	120	kJ/m ²	ISO 179/1eU
Charpy notched impact strength @ 23°C	6.7	kJ/m ²	ISO 179/1eA
Charpy notched impact strength @ -30°C	6	kJ/m ²	ISO 179/1eA

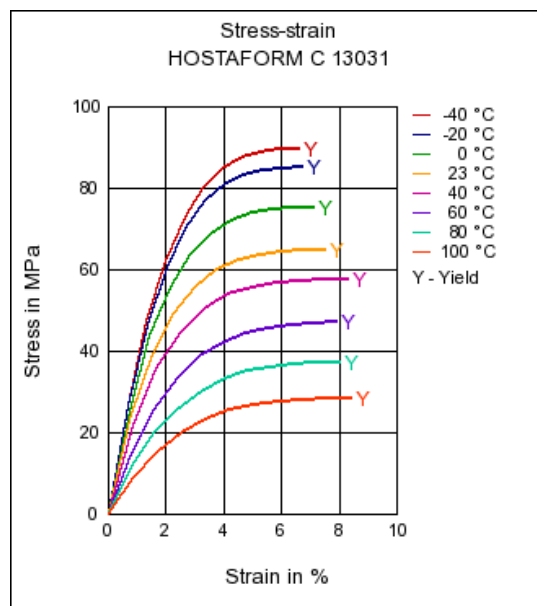
HOSTAFORM® C 13031 | POM | Unfilled

Thermal properties	Value	Unit	Test Standard
Melting temperature (10°C/min)	170	°C	ISO 11357-1,-2,-3
DTUL @ 1.8 MPa	107	°C	ISO 75-1/-2
Coeff.of linear therm. expansion (parallel)	1.1	E-4/°C	ISO 11359-2
Flammability @1.6mm nom. thickn.	HB	class	UL94
thickness tested (1.6)	1.5	mm	UL94
UL recognition (1.6)	UL	-	UL94
Flammability at thickness h	HB	class	UL94
thickness tested (h)	3	mm	UL94
UL recognition (h)	UL	-	UL94

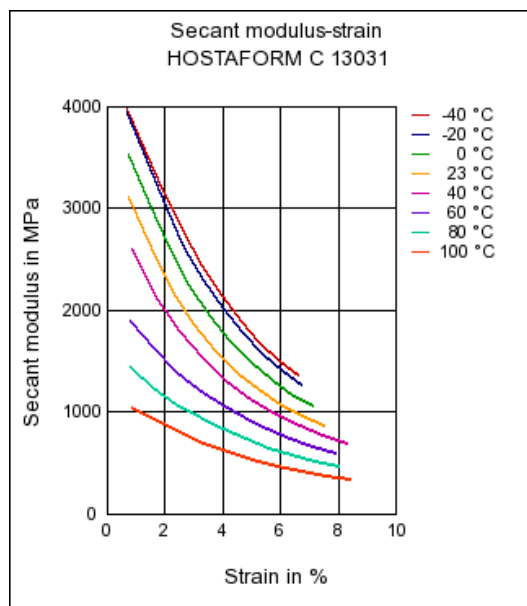
Electrical properties	Value	Unit	Test Standard
Relative permittivity - 100 Hz	4	-	IEC 60250
Relative permittivity - 1 MHz	4	-	IEC 60250
Dissipation factor - 100 Hz	20	E-4	IEC 60250
Dissipation factor - 1 MHz	50	E-4	IEC 60250
Volume resistivity	1E12	Ohm*m	IEC 60093
Surface resistivity	1E14	Ohm	IEC 60093
Electric strength	35	kV/mm	IEC 60243-1
Comparative tracking index CTI	600	-	IEC 60112

Test specimen production	Value	Unit	Test Standard
Processing conditions acc. ISO	9988	-	Internal

Stress-strain

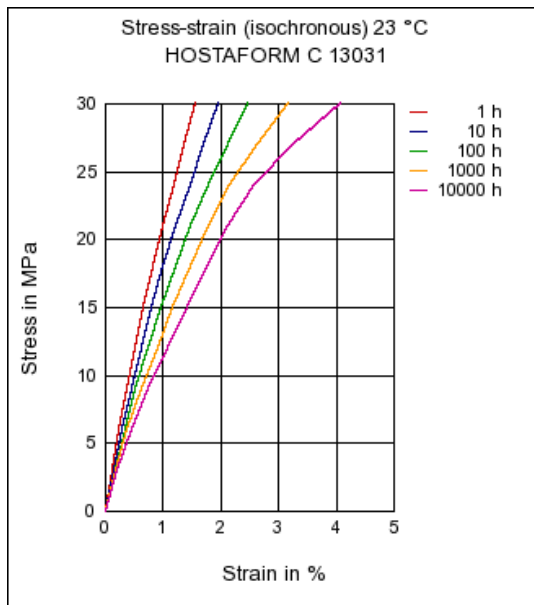


Secant modulus-strain

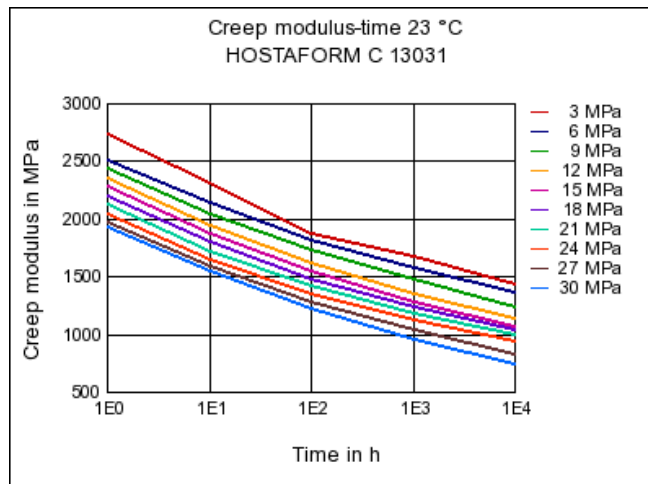


HOSTAFORM® C 13031 | POM | Unfilled

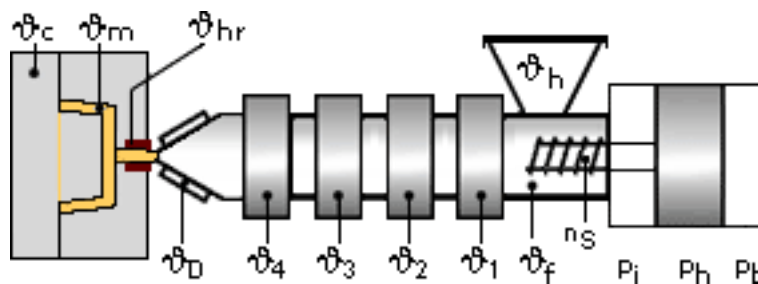
Stress-strain (isochronous)



Creep modulus-time



Typical injection moulding processing conditions



Pre Drying:

Necessary low maximum residual moisture content: 0.15%

Drying is not normally required. If material has come in contact with moisture through improper storage or handling or through regrind use, drying may be necessary to prevent splay and odor problems.

The product can then be stored in standard conditions until processed.

Drying time: 3 - 4 h

Drying temperature: 120 - 140 °C

Temperature:

	ϕManifold	ϕMold	ϕMelt	ϕNozzle	ϕZone4	ϕZone3	ϕZone2	ϕZone1	ϕFeed	ϕHopper
min (°C)	190	80	190	190	190	190	180	170	60	20
max (°C)	210	120	210	210	210	200	190	180	80	30

HOSTAFORM® C 13031 | POM | Unfilled

Pressure:

	Inj press	Hold press	Back pressure
min (bar)	600	600	0
max (bar)	1200	1200	40

Speed:

Injection speed: slow-medium

Screw speed

Screw diameter (mm)	16	25	40	55	75
Screw speed (RPM)	-	150	100	70	-

Injection Molding

Standard injection moulding machines with three phase (15 to 25 D) plasticating screws will fit.

Melt temperature	190-230 °C
Mould temperature	80-120 °C

Contact Information

Americas

Ticona North American Headquarters
Product Information Service
8040 Dixie Highway
Florence, KY 41042
USA
Tel.: +1-800-833-4882
Tel.: +1-859-372-3244
email: prodinfo@ticona.com
Ticona on the web: www.ticona.com

Customer Service
Tel.: +1-800-526-4960
Tel.: +1-859-372-3214
Fax: +1-859-372-3125

Europe

Ticona GmbH
Information Service
Tel.: +49 (0) 180-5842662 (Germany)
+49 (0) 69-30516299 (Europe)
Fax: +49 (0) 180-2021202 (Germany & Europe)
email: infoservice@ticona.de
Internet: www.ticona.com

General Disclaimer

NOTICE TO USERS: Values shown are based on testing of laboratory test specimens and represent data that fall within the standard range of properties for natural material. These values alone do not represent a sufficient basis for any part design and are not intended for use in establishing maximum, minimum, or ranges of values for specification purposes. Colorants or other additives may cause significant variations in data values.

Properties of molded parts can be influenced by a wide variety of factors including, but not limited to, material selection, additives, part design, processing conditions and environmental exposure. Any determination of the suitability of a particular material and part design for any use contemplated by the users and the manner of such use is the sole responsibility of the users, who must assure themselves that the material as subsequently processed meets the needs of their particular product or use.

HOSTAFORM® C 13031 | POM | Unfilled

To the best of our knowledge, the information contained in this publication is accurate; however, we do not assume any liability whatsoever for the accuracy and completeness of such information. The information contained in this publication should not be construed as a promise or guarantee of specific properties of our products. It is the sole responsibility of the users to investigate whether any existing patents are infringed by the use of the materials mentioned in this publication.

Moreover, there is a need to reduce human exposure to many materials to the lowest practical limits in view of possible adverse effects. To the extent that any hazards may have been mentioned in this publication, we neither suggest nor guarantee that such hazards are the only ones that exist. We recommend that persons intending to rely on any recommendation or to use any equipment, processing technique or material mentioned in this publication should satisfy themselves that they can meet all applicable safety and health standards.

We strongly recommend that users seek and adhere to the manufacturer's current instructions for handling each material they use, and entrust the handling of such material to adequately trained personnel only. Please call the telephone numbers listed (+49 (0) 69 30516299 for Europe and +1 859-372-3244 for the Americas) for additional technical information. Call Customer Services for the appropriate Materials Safety Data Sheets (MSDS) before attempting to process our products.

The products mentioned herein are not intended for use in medical or dental implants.

© Copyright 2007, Ticona, all rights reserved. (Pub. 26-September-2013)